


# Recital HAIR & MAKE-UP DETAILS & INSTRUCTIONS

## for ALL Young Lady Dancers (ALL Styles of Dance ~ HipHop included!)

(All YOUNG MEN Dancers: Please style nicely as you would wear your hair going to a special event!)

### ● Levels Preschool, Kinder, Elementary I & II, and Intermediate:

- Bun at the “crown of the head” - NOT on “top of head”... NOT “mid-head”  
The “CROWN” is right between the tippy top and middle of the head.  
Right at the curve.



### ● Levels 1-7 :

- **MIDDLE PART**
- low bun, just above the nape of the neck... where the hair line meets the neck,
- **Levels 1-7 are required to have a matching “FUN BUN” (faux hair scrunchie).**


Please visit our Dance Boutique at our JV studio

- we have a wide variety of colors to use to match hair color!

&/or click here to order from AMAZON! :

[KMC Dance Performance "FUN BUNS" for Levels 1-7](#)

or [Curly Hair Product African American Hair Piece Wig Ponytail Natural Hair Extensions Afro Scrunchie Brown](#)

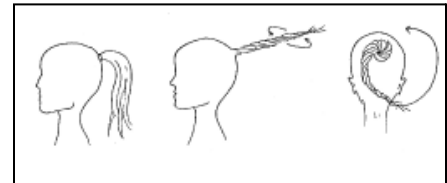


+



### “STAGE HAIR 101”:

- Arrive to picture day, dress rehearsal, and show days with your child’s hair ALREADY fixed in their specific “ballet bun”.
- First dampen the hair with a wet comb and gel.
- Pull the hair into a tight ponytail and secure it with an elastic hair fastener.
- Twist the ponytail slightly before beginning to wind it, so that it stays together like a rope.
- **No wisps of hair should be free**, including pieces around the ears and nape of neck.
- Use a “hair net” around the ballet bun.
- Hair should be stiff (and “crunchy” to the touch)
- Do not allow rubber bands/barrettes to show. If there is a need to have barrettes make sure they are the same color as the hair.
- Use a lot of hair spray. The hair should be stiff to the touch.
- For students with shorter haircuts... a nice, simple, style will be acceptable... **no extra ribbons or bows...Only the hair piece that is assigned to keep the uniform look among all the students.**
- It may help to practice putting your child’s hair up before the week of pictures & rehearsals so you are “free of worries”.



### “STAGE MAKEUP 101”:

#### “Neutral Color Palette”

- Foundation/Base (Levels 1 thru 7) - one to two shades darker than your natural complexion.
- Eyeshadow - Neutral Shades
- Mascara - Please use brown for lighter hair colors & black for darker hair colors. - IF your kiddo will allow it :)
- **Fake Lashes** (Levels 1-7)
- Blush/Rouge on the cheeks
- RED lipstick

QUESTIONS? - reach out to Miss Tabby [tabitha.colmary@kmcdance.org](mailto:tabitha.colmary@kmcdance.org)